


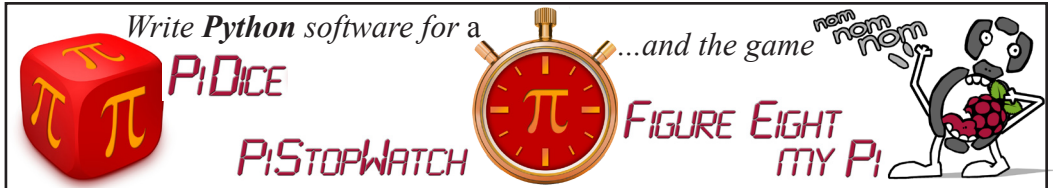
What is the “Seven Segments of Pi”?



It is an electronic kit which attaches to your **Raspberry Pi®** Computer to create what may be the ***Simplest Games Console in the World!***

...however although it may be simple, it includes all of the elements of any games console – **‘Control’** and **‘Display’**.

A single Red PushButton acts as your ‘Control’ and a Seven Segment LED acts as your ‘Display’ - but unlike other games consoles, this one is designed to run the software **written by you!**



Kit Contents

- Seven Segments of Pi PCB
- 38mm Seven Segment Display
- Display Driver Integrated Circuit
- PushButton Switch
- Resistors (7 x 220R, 1 x 470R, 2 x 4k7)
- Capacitors (2 x 100nF)
- Zener Diode
- Connector
- 26 way Ribbon Cable*
- Stick-on Feet

Software

- ZIP file downloaded from Web Site

Instructions Manual


- PDF file downloaded from Web Site

Tools Required

- Soldering Iron
- Solder
- Small Pliers
- Wire Cutters

Required but not included

- Raspberry Pi® Computer*



*Models A+, B+ and 2 with 40 way GPIO Connector require a GPIO Adapter See Web Site for details

Also Required

- Your Own Imagination!

...and this could be your first step to becoming one of the next generation of Computer Games Designers!

innovations in education

www.SevenSegmentsOfPi.com

